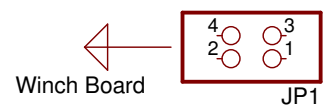
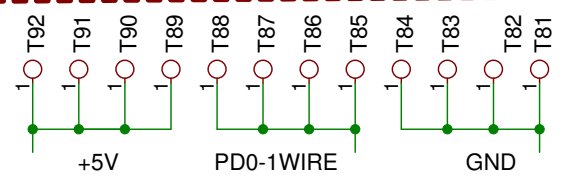
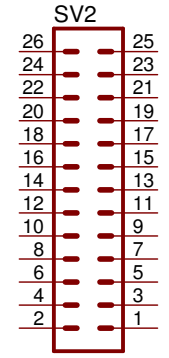


Safety Board

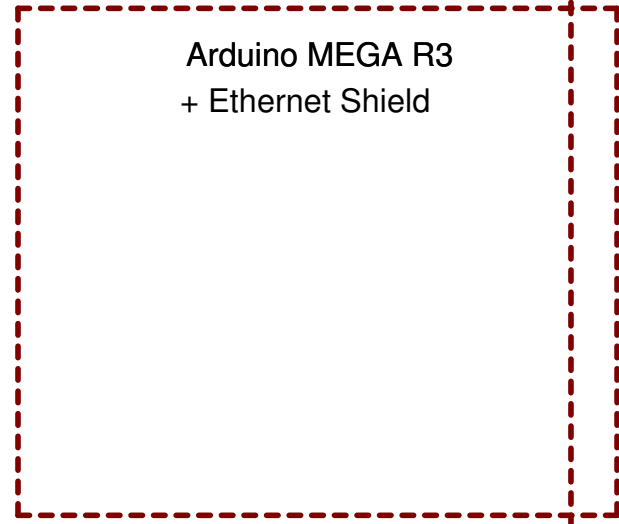
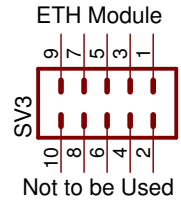
- OUT-T1-*ENABLE_LASER
- OUT-T3-*PILOT-LASER
- OUT-T5
- OUT-T7-*LIGHTS
- OUT-T9
- OUT-T11
- OUT-T13-*ENABLE-DRIVEPOWER
- T15+24V
- PG0-BEEPER
- PK0-PCINT16-MAINS
- N\$14
- PJ0-PCINT9-WATERFLOW
- PK3-*STOP-JOB
- PK2-*PAUSE-JOB
- PK1-*START-JOB
- +5V
- GND



Winch Board



Crydom Board



- T17
- T18
- T19
- T20
- T21
- T22
- T23
- T24
- T25
- T26
- T27
- T28
- T29
- T30
- T31
- T32
- GND

- GND
- T33-HOMEX
- T35-ENDX
- T37-HOMEY
- T39-ENDY
- T41-HOMEZ
- T43-ENDZ
- T45-*AIRPRESSURE
- T47-DRIVEPOWER
- T49-*JOBLOADED
- T51-EMSTOPK
- T53-*LASERSON
- T55-*COVERISCLOSED1
- T57-*COVERISCLOSED2
- T59-INP
- T61-INP
- T63-INP
- T65
- T66-TUBEVOLT
- T67-TUBECURR
- T68
- T69-WQSENSE
- T71-PD7-WQDRV
- T73-V5HVPSU
- T75-PWMPower
- T77-PWM-FROM-SMB
- T78
- T79-PH4-ID-BUTTON
- T80-IDBUTTONLED